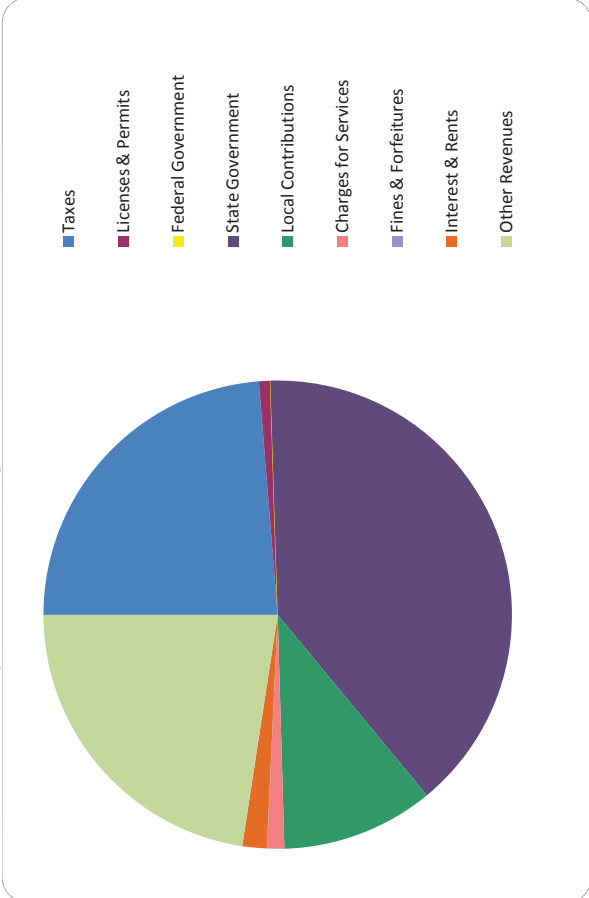


CITIZEN'S GUIDE TO LOCAL UNIT FINANCES - CITY OF LITCHFIELD (30-2-020)

REVENUES

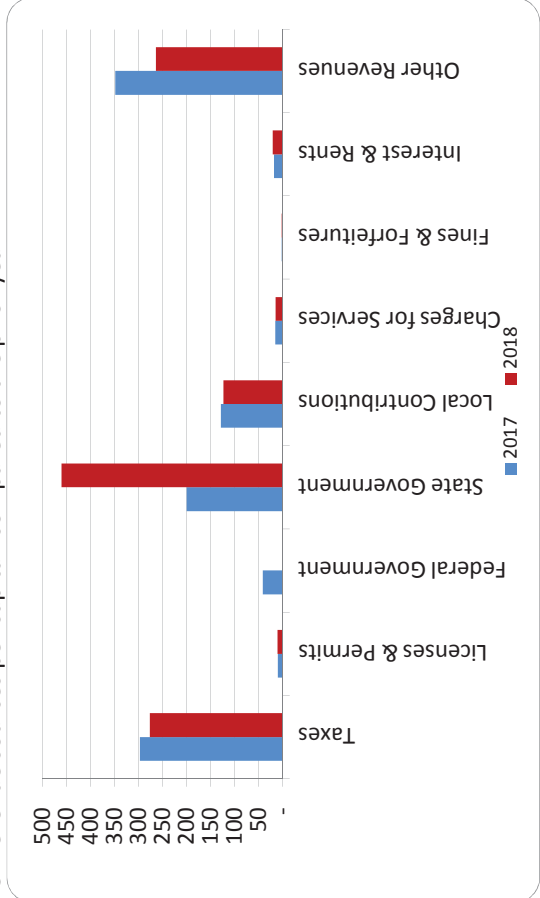
1. Where our money comes from (all governmental funds)



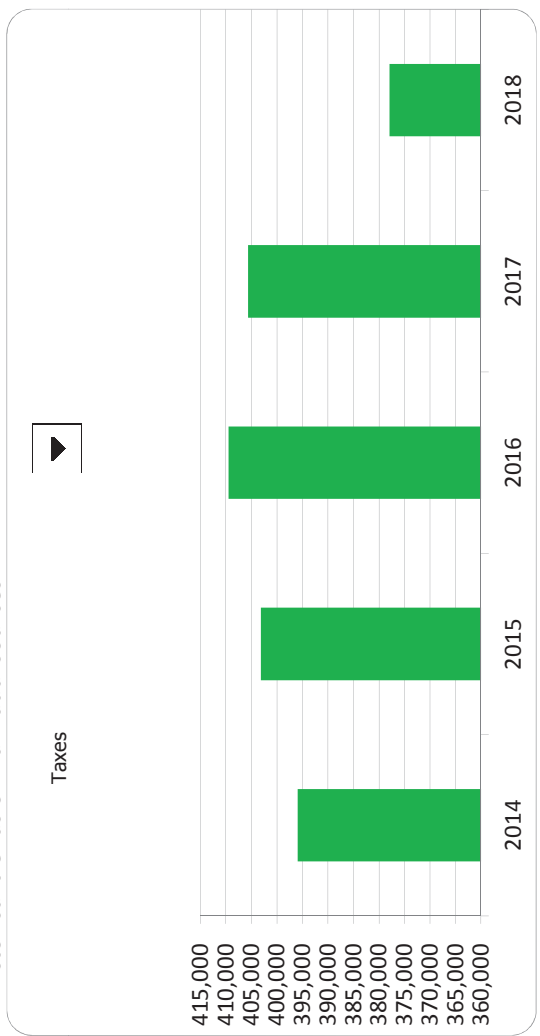
2. Compared to the prior year

	2017	2018	% change
Taxes	\$ 405,667	\$ 377,939	-6.84%
Licenses & Permits	12,525	12,617	0.73%
Federal Government	55,000	-	-100.00%
State Government	272,587	629,549	130.95%
Local Contributions	174,722	167,754	-3.99%
Charges for Services	19,242	18,851	-2.03%
Fines & Forfeitures	749	437	-41.66%
Interest & Rents	22,664	26,616	17.44%
Other Revenues	476,308	359,911	-24.44%
Total Revenues	\$ 1,439,464	\$ 1,593,674	10.71%

3. Revenue sources per capita - compared to the prior year



4. Historical trends of individual sources



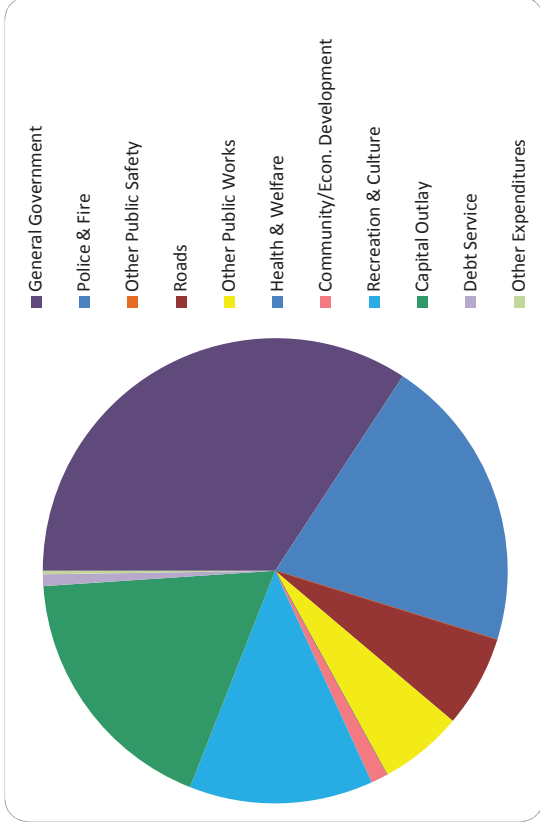
Commentary:

For more information on our unit's finances, contact Jill A. Barrett at (517) 542-2921.

CITIZEN'S GUIDE TO LOCAL UNIT FINANCES - CITY OF LITCHFIELD (30-2-020)

EXPENDITURES

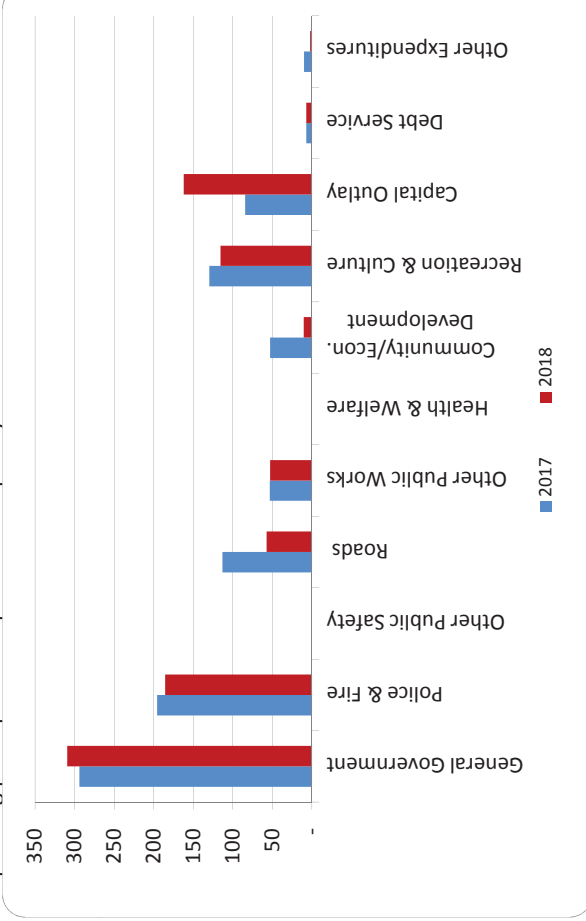
1. Where we spend our money (all governmental funds)



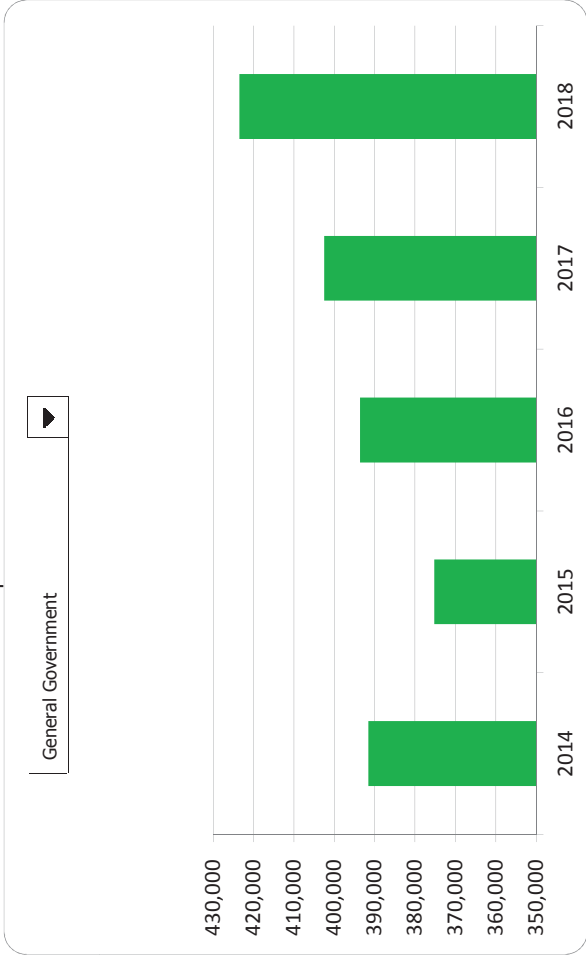
2. Compared to the prior year

	2017	2018	% change
General Government	\$ 402,526	\$ 423,473	5.20%
Police & Fire	267,886	254,415	-5.03%
Other Public Safety	-	-	N/A
Roads	155,282	78,835	-49.23%
Other Public Works	72,816	72,283	-0.73%
Health & Welfare	-	-	N/A
Community/Econ. Development	72,483	14,468	-80.04%
Recreation & Culture	177,827	158,176	-11.05%
Capital Outlay	115,697	222,210	92.06%
Debt Service	10,000	10,000	0.00%
Other Expenditures	13,800	3,057	-77.85%
Total Expenditures	\$ 1,288,317	\$ 1,236,917	-3.99%

3. Spending per capita - compared to the prior year



4. Historical trends of individual departments:



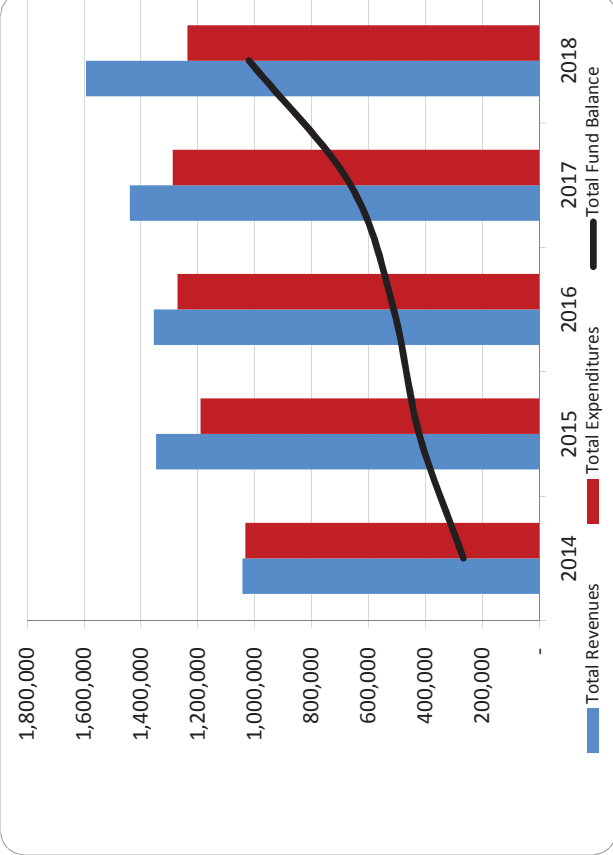
Commentary:

For more information on our unit's finances, contact Jill A. Barrett at (517) 542-2921.

CITIZEN'S GUIDE TO LOCAL UNIT FINANCES - CITY OF LITCHFIELD (30-2-020)

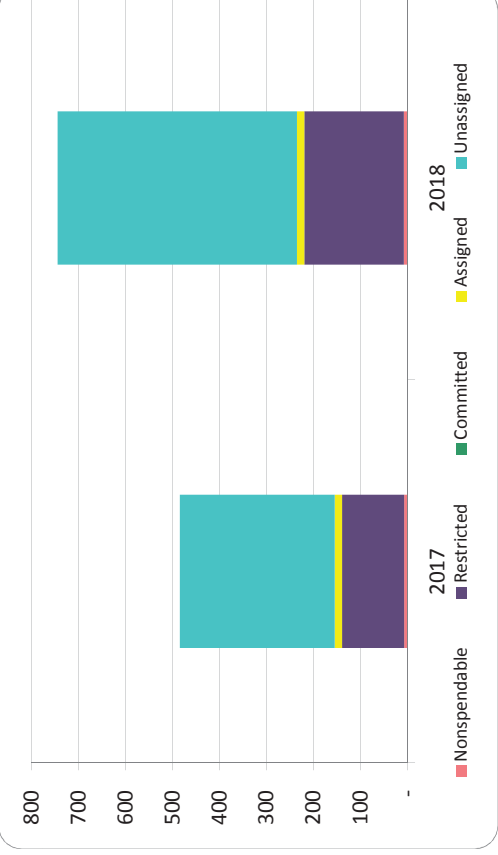
FINANCIAL POSITION

2. Compared to the prior year

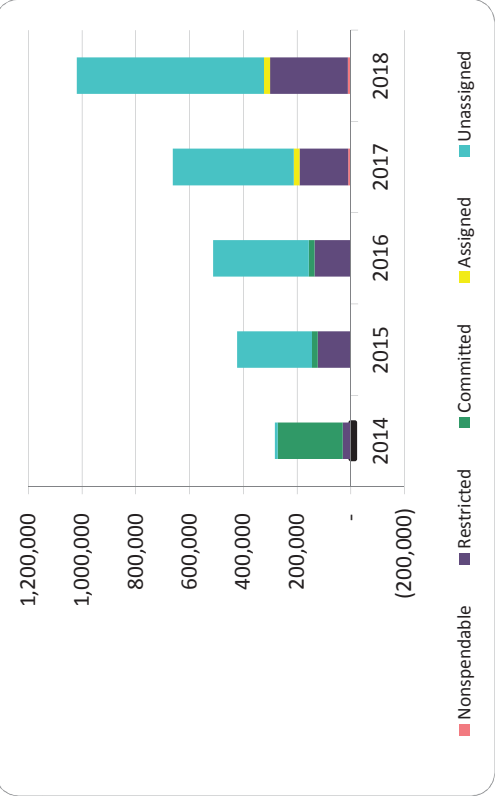


	2017	2018	% change
Revenue	1,439,464	1,593,674	10.71%
Expenditures	1,288,317	1,236,917	-3.99%
Surplus (shortfall)	151,147	356,757	136.03%
Fund balance, by component:			
Nonspendable	10,107	11,246	11.27%
Restricted	181,153	289,788	59.97%
Committed	-	-	N/A
Assigned	21,648	21,901	1.17%
Unassigned	450,390	697,119	54.78%
total fund balance	663,298	1,020,054	53.79%

3. Fund balance per capita - compared to the prior year



4. Historical trends of individual components



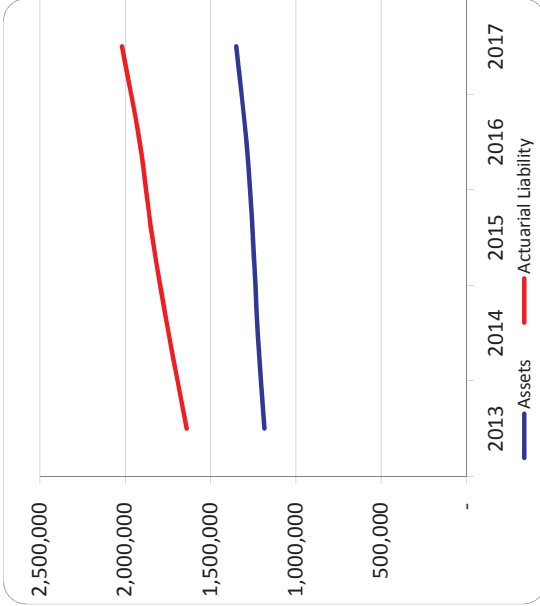
Commentary:

For more information on our unit's finances, contact Jill A. Barrett at (517) 542-2921.

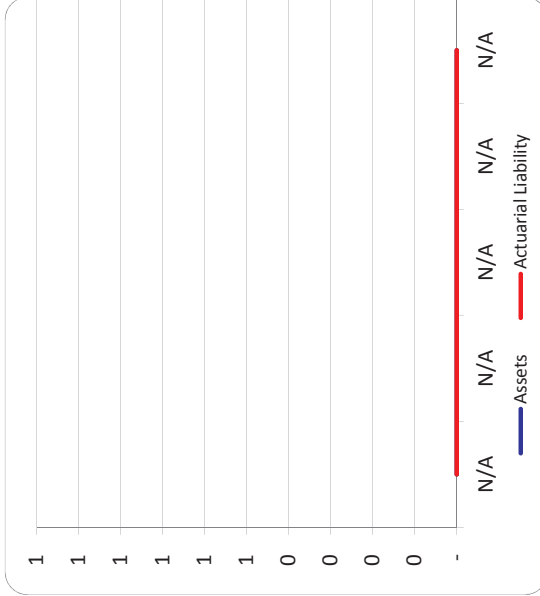
CITIZEN'S GUIDE TO LOCAL UNIT FINANCES - CITY OF LITCHFIELD (30-2-020)

OTHER LONG TERM OBLIGATIONS

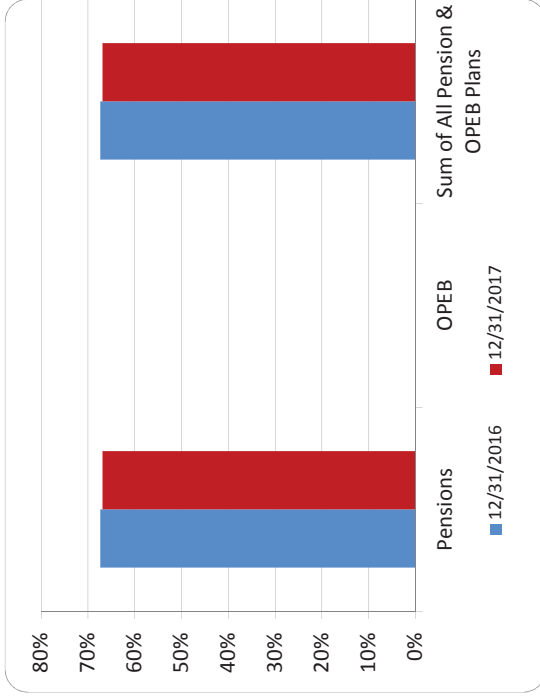
1. Pension funding status



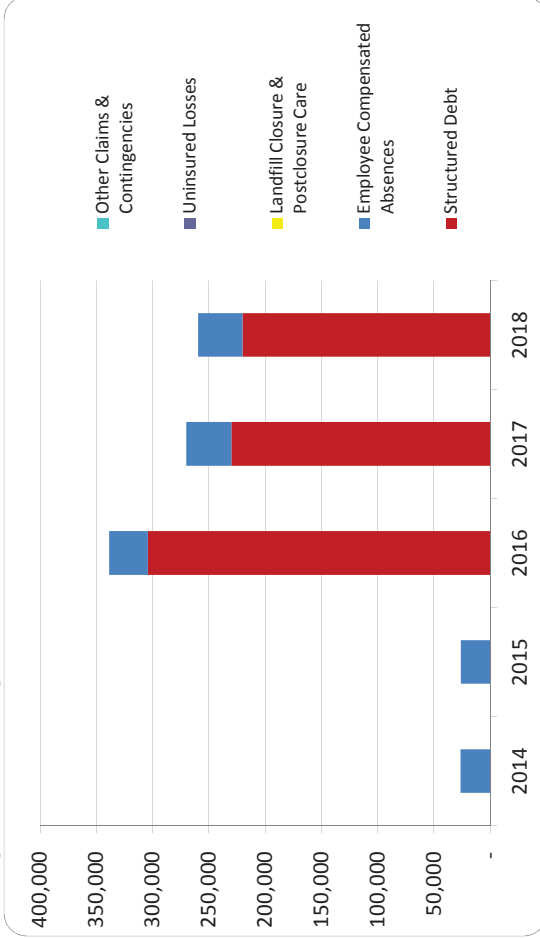
2. Retiree Health care funding status



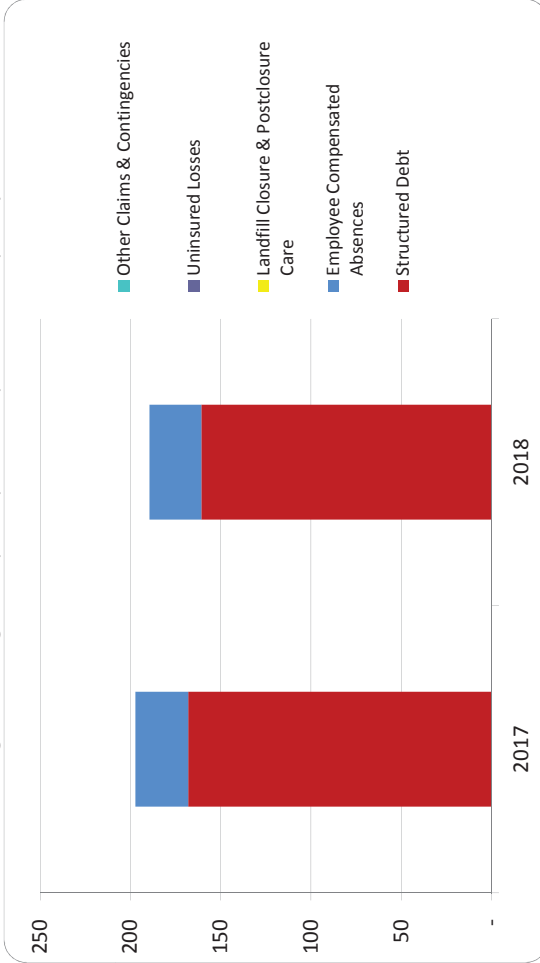
3. Percent funded - compared to the prior year



4. Long Term Debt obligations:



5. Debt & other long term obligations per capita - compared to the prior year



Commentary:

For more information on our unit's finances, contact Jill A. Barrett at (517) 542-2921.